

REVISION AND PRINT RECORD

REV	PRINTS	SERIALS	TO	DATE	FOR

OPENING: _____ x _____
 QTY: _____
 CAR #: _____

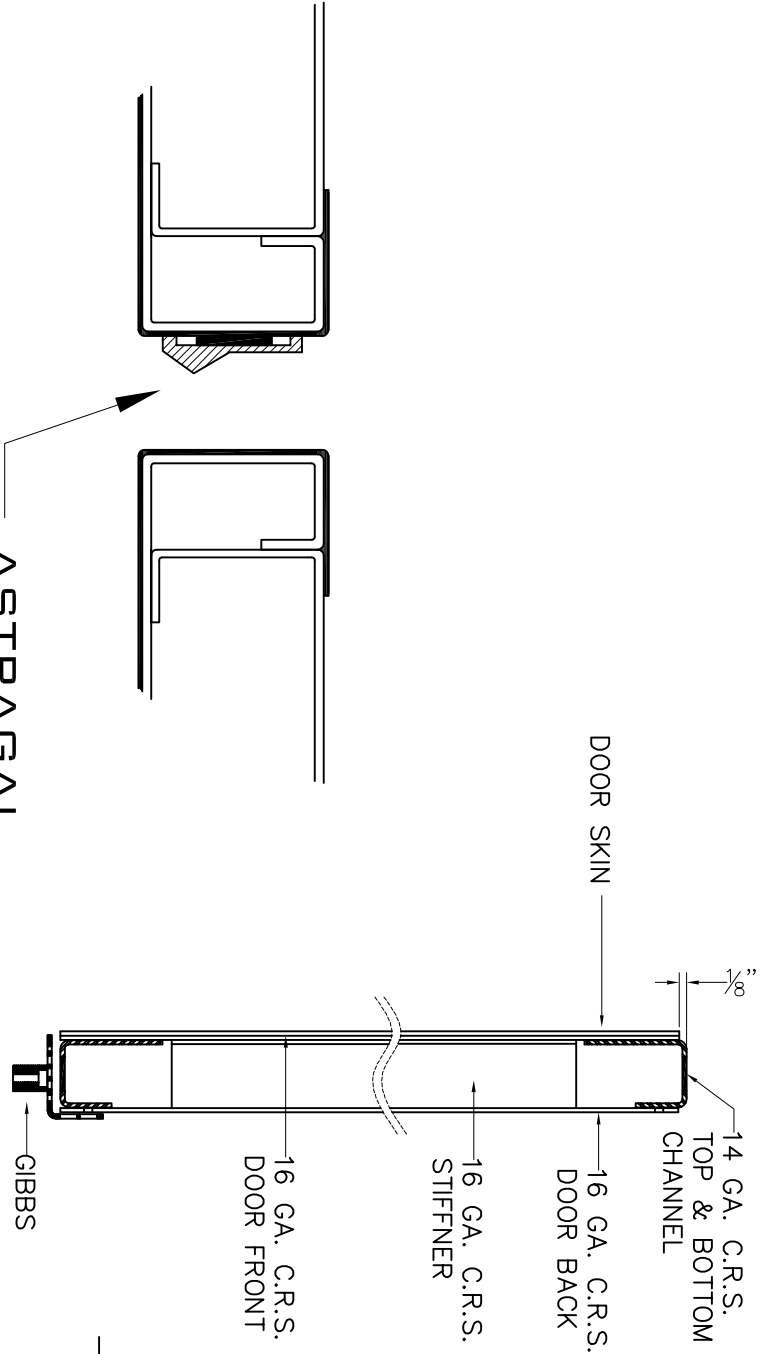
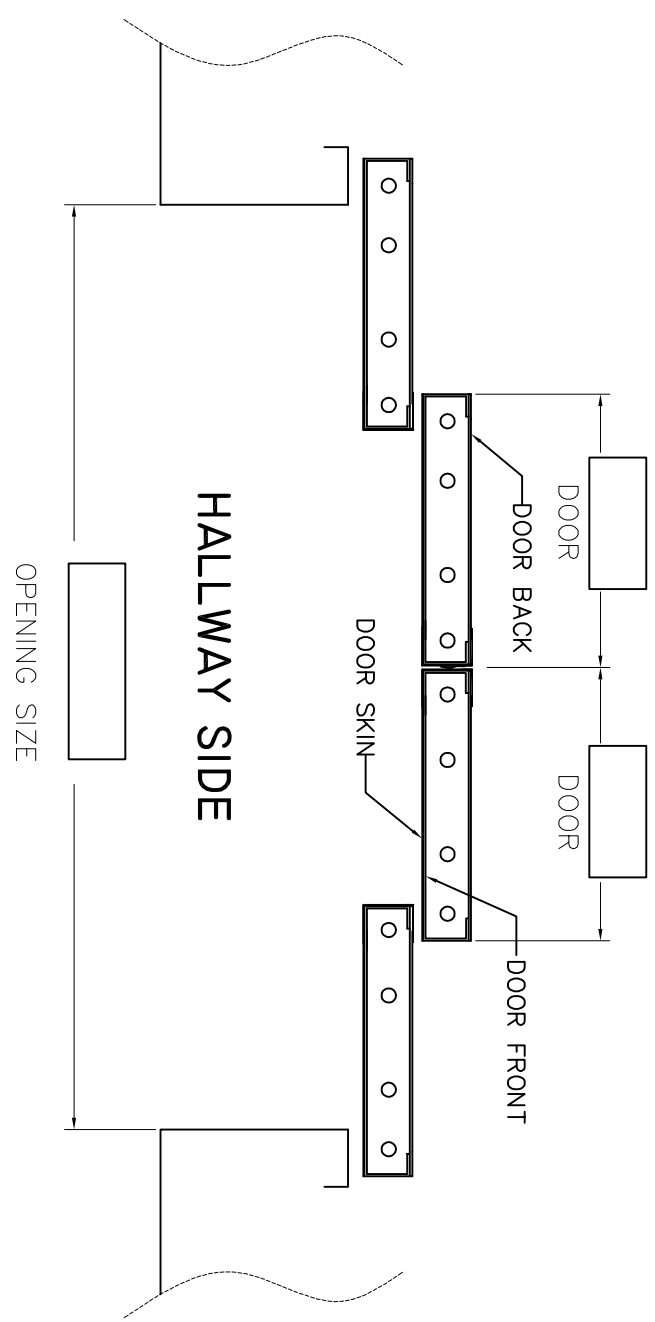
DOOR PANELS: _____ x _____ x _____

FINISH: _____

DRILLING: _____

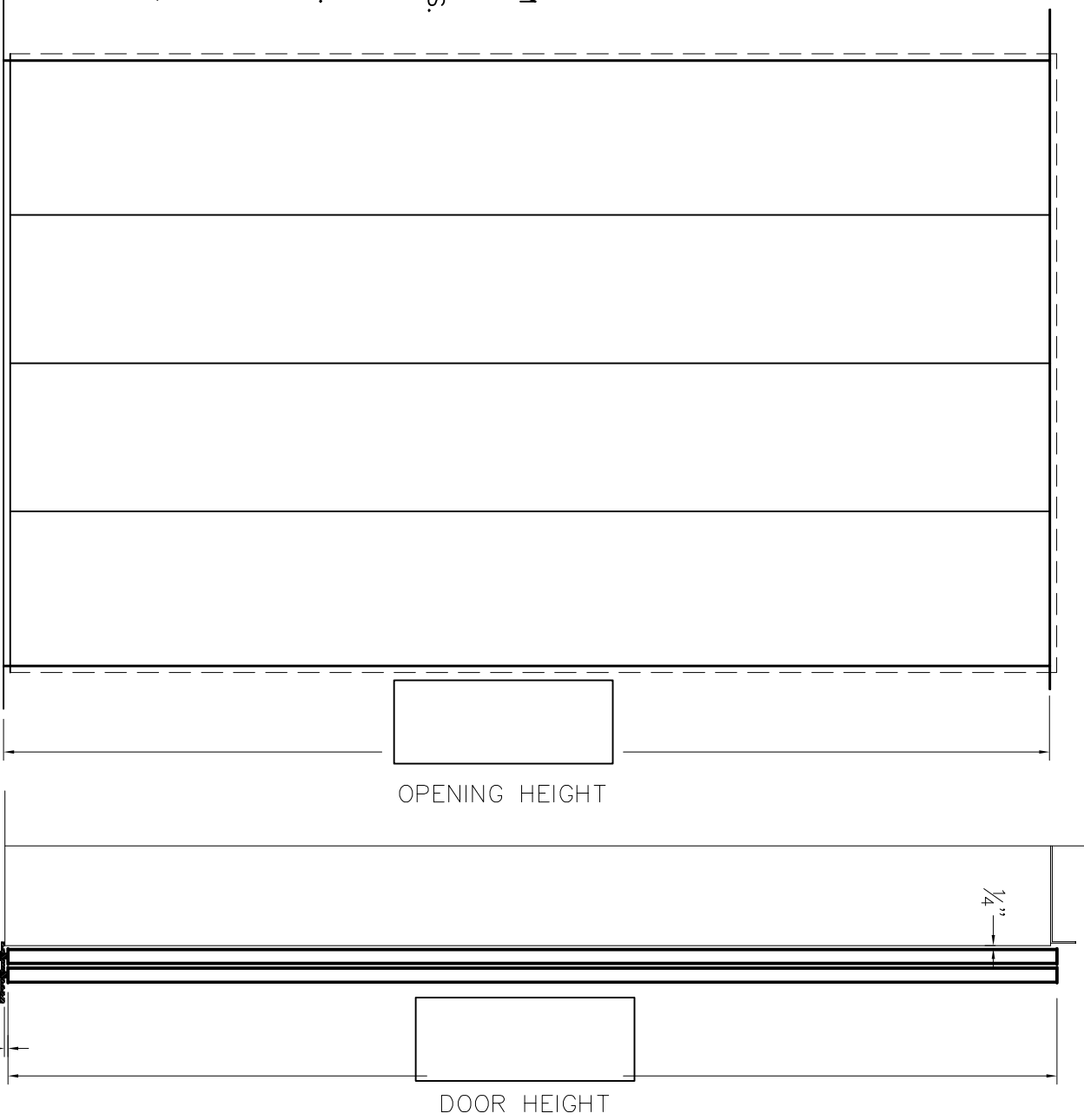
GIBBS REQUIRED: (2 PER DOOR).

DOOR SKIN
 MATERIAL FINISH



ASTRAGAL
 ONLY (1) DOOR

SECTION THROUGH
 DOOR



(INSIDE CAB)

CENTER OPENING 2 SPD. CAB DOORS

DISCLAIMER: THESE DRAWINGS ARE INTELLECTUAL PROPERTY OF CONCEPT ELEVATOR GROUP AND MAY NOT BE REPRODUCED IN ANY WAY WITHOUT WRITTEN AUTHORIZATION. THESE DRAWINGS ARE FOR REFERENCE ONLY AND WILL NOT BE USED FOR CONSTRUCTION

ASME A 17.1 a - 2002 CODE COMPLIANT.

TOLERANCES
 UNLESS OTHERWISE SPECIFIED

1" (1.00) 25.4 MM OR LESS ±1/32 (0.31) .793 MM
 OVER 1" (1.00) 25.4 MM LESS THAN 12" (12.00) 304.80 MM ±1/16" (0.625) 1.59 MM
 OVER 12" (12.00) 304.80 MM LESS THAN 60" (60.00) 1524 MM ±1/8" (1.56) 3.18 MM
 OVER 60" (60.00) 1524 MM TO 120" (120.00) 3048 MM ±1/4" (2.50) 6.35 MM

CONCEPT ELEVATOR.
GROUP, LLC.

9100A N.W. 98th STREET, DORAL, FL 33178
 (786)-945-8985 • TOLL FREE 866-506-8985 • Fax (786)945-8631

CUSTOMER: _____
 JOB NAME: _____
 LOCATION: _____
 ARCHITECT: _____ SCALE: NONE
 DRAWN BY: _____
 JOB NO. _____ PORDER NO. _____ SHEET NO. _____