

REVISION AND PRINT RECORD			
REV	PRINTS	SEPIAS	TO DATE FOR

OPENING: \_\_\_\_\_ x \_\_\_\_\_

QTY: \_\_\_\_\_

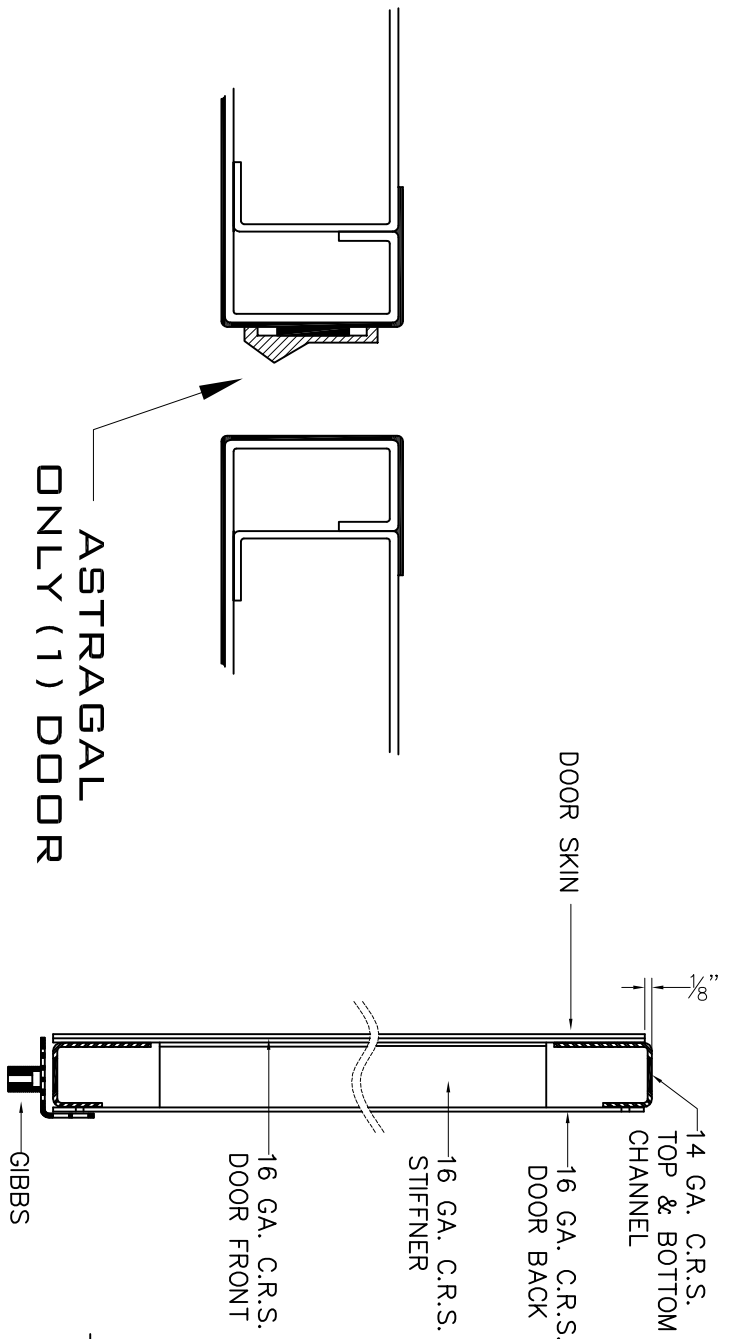
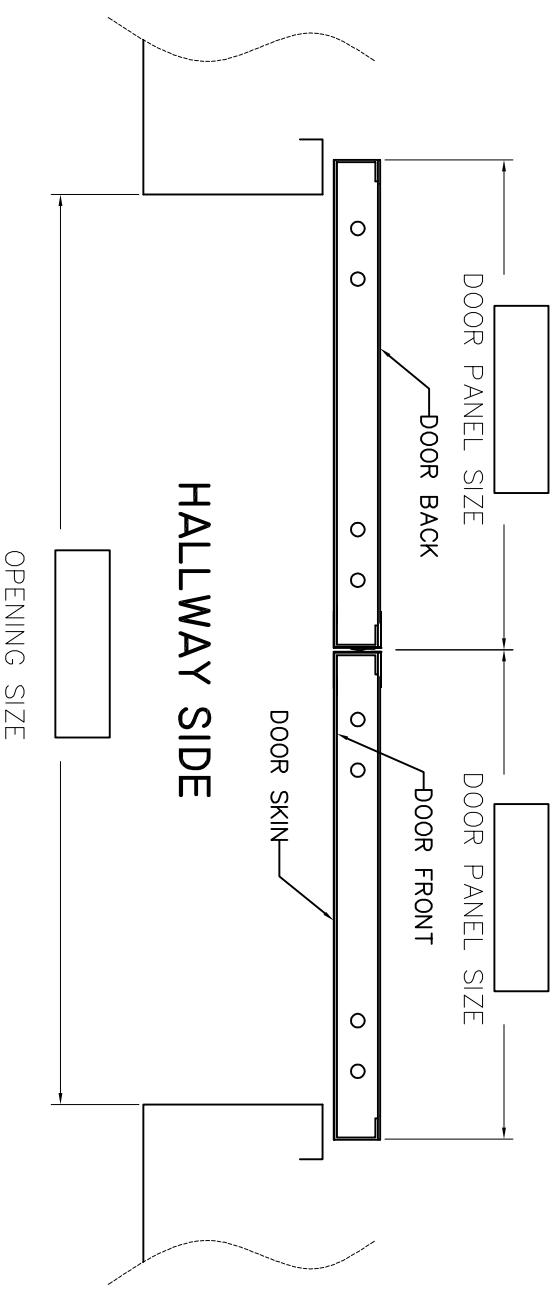
CAR # \_\_\_\_\_

DOOR PANELS: \_\_\_\_\_ x \_\_\_\_\_ x \_\_\_\_\_

FINISH: \_\_\_\_\_

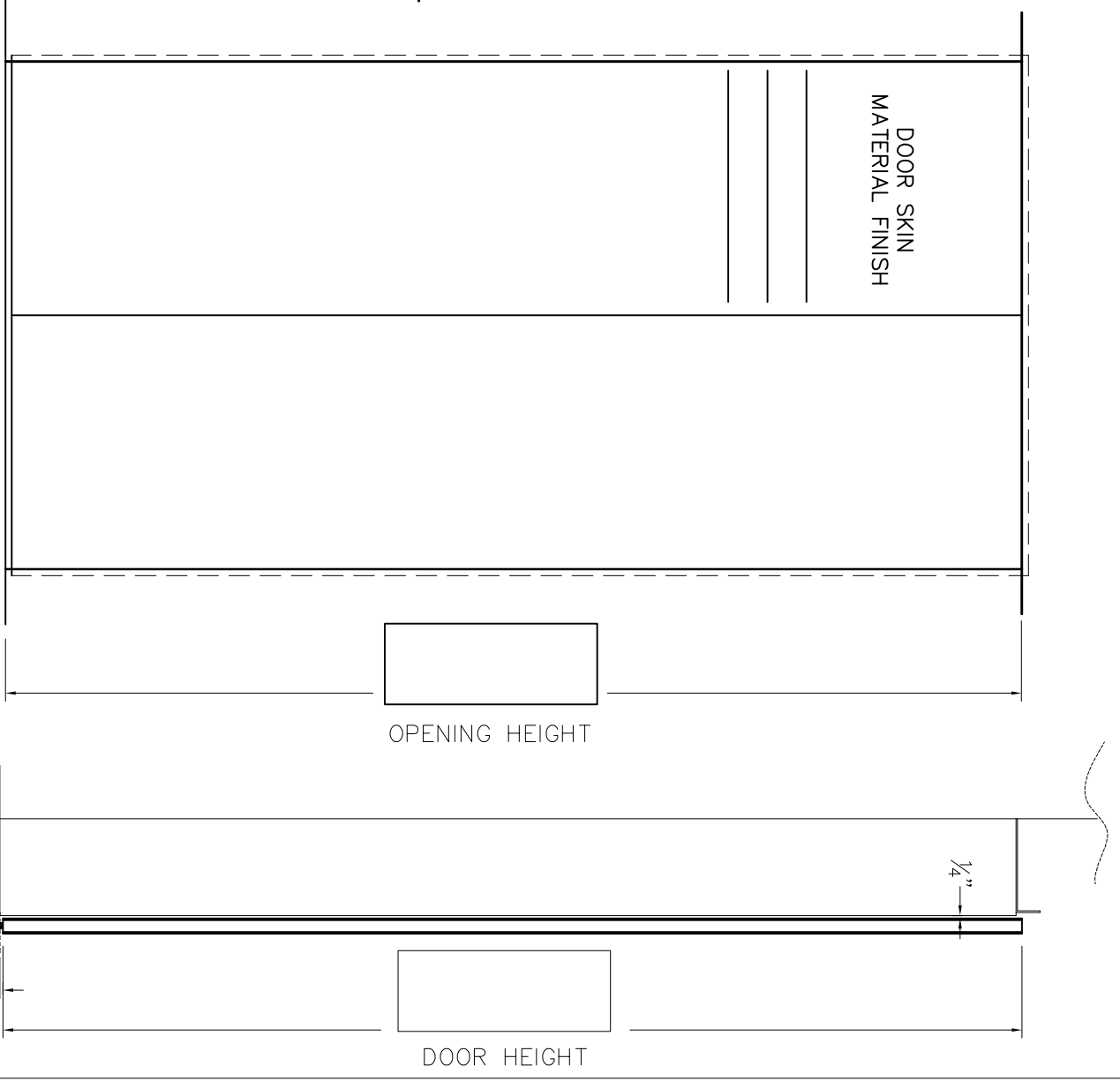
DRILLING: \_\_\_\_\_

GIBBS REQUIRED: (2 PER DOOR).



ASTRAGAL ONLY (1) DOOR

SECTION THROUGH DOOR



(INSIDE CAB)

# CENTER OPENING CAB DOORS

DISCLAIMER: THESE DRAWINGS ARE INTELLECTUAL PROPERTY OF CONCEPT ELEVATOR GROUP AND MAY NOT BE REPRODUCED IN ANY WAY WITHOUT WRITTEN AUTHORIZATION. THESE DRAWINGS ARE FOR REFERENCE ONLY AND WILL NOT BE USED FOR CONSTRUCTION

ASME A 17.1 a - 2002 CODE COMPLIANT.	
TOLERANCES UNLESS OTHERWISE SPECIFIED	
1" (1.00)	25.4 MM OR LESS ±1/32 (0.31) .793 MM
OVER 1" (1.00)	25.4 MM LESS THAN 12" (12.00) 30.480 MM ±1/16" (0.625) 1.59 MM
OVER 12" (12.00)	30.480 MM LESS THAN 60" (60.00) 152.4 MM ±1/8" (1.56) 3.18 MM
OVER 60" (60.00)	152.4 MM TO 120" (120.00) 304.8 MM ±1/4" (2.54) 6.35 MM
<b>CONCEPT ELEVATOR.</b> <b>GROUP, LLC.</b> 9100A N.W. 98th STREET, DORAL, FL 33178 (790)-944-9965 • TOLL FREE 866-508-9965 • Fax (790)944-8831	
CUSTOMER:	
JOB NAME:	
LOCATION:	
ARCHITECT:	
DRAWN BY:	
JOB NO.	
P. ORDER NO.	
SHEET NO.	